













RSX 5.5




(*) DATI TECNICI - TECHNICAL DATA - CARACTÉRISTIQUES TECHNIQUES - DATOS TÉCNICOS

		 Max.				C/1'		
kW	HP	bar	psi	l/min	cfm	rpm	Type/model	RAL
4,0	5,5	8	116	560	19,8	4575	V60	5002
Efficiency class		10	145	450	15,9	4050		
IE3		13	189	400	14,1	3630		

			IP	ISO	S..%		DOL Star/Delta
V/Hz/ph	A	Y/N	IP class	ISO class	Service	Y/N	Type
400/50/3	25	N	54	F	S1	Y	DOL
						1800	mc/h

	OIL		ΔT	
type	lt	G"	°C	Db(A)
D46	3	1/2	+5/+45	65

Allestimenti disponibili - Available versions - Versions disponibles - Versiones disponibles

Model		Dryer				
	Lt	Y/N	l/min	V/Hz	mm	Kg
RSX 5,5	-	N	-	-	846x572x750	138
RSX 5.5/200	200	N	-	-	1532x572x1225	195
RSX 5.5/300	300	N	-	-	1631x572x1274	205
RSXD 5,5	-	Y	1200	230/50-60	1105x616x750	168
RSXD 5.5/200	200	Y	1200	230/50-60	1532x572x1225	235
RSXD 5.5/300	300	Y	1200	230/50-60	1631x572x1274	245

() FOTO PRODOTTO - PRODUCT PICTURE - PHOTOS DU PRODUIT - FOTOS DEL PRODUCTO**

