











**RSX 30**




**(\*) DATI TECNICI - TECHNICAL DATA - CARACTÉRISTIQUES TECHNIQUES - DATOS TÉCNICOS**

		 <b>Max.</b>				<b>C/1'</b>		
kW	HP	bar	psi	l/min	cfm	rpm	Type/model	RAL
<b>22</b>	<b>30</b>	<b>8</b>	<b>116</b>	<b>3280</b>	<b>115,8</b>	<b>7500</b>	<b>V90</b>	<b>5002</b>
Efficiency class		<b>10</b>	<b>145</b>	<b>2970</b>	<b>104,8</b>	<b>6730</b>		
<b>IE3</b>		<b>13</b>	<b>189</b>	<b>2390</b>	<b>84,4</b>	<b>5735</b>		

			<b>IP</b>	<b>ISO</b>	<b>S..%</b>		<b>DOL</b>
V/Hz/ph	A	Y/N	IP class	ISO class	Service	Y/N	Star/Delta
<b>400/50/3</b>	<b>80</b>	<b>N</b>	<b>55</b>	<b>F</b>	<b>S1</b>	<b>Y</b>	<b>SD</b>

	<b>OIL</b>		<b>ΔT</b>		
type	lt	G"	°C	Db(A)	
<b>D46</b>	<b>9</b>	<b>1</b>	<b>+5/+45</b>	<b>74</b>	

**Allestimenti disponibili - Available versions - Versions disponibles - Versiones disponibles**

Model		Dryer				
	Lt	Y/N	l/min	V/Hz	mm	Kg
<b>RSX 30</b>	-	N	-	-	1005X884X1180	498
<b>RSX 30/500</b>	500	N	-	-	2038X884X1790	700
<b>RSXD 30</b>	-	Y	3000	230/50-60	1170X884X1180	518
<b>RSXD 30/500</b>	500	Y	3000	230/50-60	2038X884X1790	720

**(\*\*) FOTO PRODOTTO - PRODUCT PICTURE - PHOTOS DU PRODUIT - FOTOS DEL PRODUCTO**

