













RSX 20




(*) DATI TECNICI - TECHNICAL DATA - CARACTÉRISTIQUES TECHNIQUES - DATOS TÉCNICOS

		 Max.				C/1'		
kW	HP	bar	psi	l/min	cfm	rpm	Type/model	RAL
15	20	8	116	2010	71,0	6465	V75	5002
Efficiency class		10	145	1900	67,1	6190		
IE3		13	189	1670	59,0	5550		

			IP	ISO	S..%		DOL Star/Delta
V/Hz/ph	A	Y/N	IP class	ISO class	Service	Y/N	Type
400/50/3	50	N	54	F	S1	Y	SD

	OIL		ΔT	
type	lt	G"	°C	Db(A)
D46	3	1/2	+5/+45	67

Allestimenti disponibili - Available versions - Versions disponibles - Versiones disponibles

Model		Dryer				
	Lt	Y/N	l/min	V/Hz	mm	Kg
RSX 20	-	N	-	-	994X672X827	280
RSX 20/300	300	N	-	-	1631X700X1353	325
RSX 20/500	500	N	-	-	2038X700X1446	349
RSXD 20	-	Y	2300	230/50-60	1252X672X827	316
RSXD 20/300	300	Y	2300	230/50-60	1631X700X1353	392
RSXD 20/500	500	Y	2300	230/50-60	2038X700X1446	438

() FOTO PRODOTTO - PRODUCT PICTURE - PHOTOS DU PRODUIT - FOTOS DEL PRODUCTO**

