













RSX 15




(*) DATI TECNICI - TECHNICAL DATA - CARACTÉRISTIQUES TECHNIQUES - DATOS TÉCNICOS

		 Max.				C/1'		
kW	HP	bar	psi	l/min	cfm	rpm	Type/model	RAL
11,2	15,0	8	116	1560	55,1	6000	V75	5002
Efficiency class		10	145	1430	50,5	5180		
IE3		13	189	1210	42,7	4445		

			IP	ISO	S..%		DOL Star/Delta
V/Hz/ph	A	Y/N	IP class	ISO class	Service	Y/N	Type
400/50/3	40	N	54	F	S1	Y	SD

	OIL		ΔT	
type	lt	G"	°C	Db(A)
D46	3	1/2	+5/+45	65

Allestimenti disponibili - Available versions - Versions disponibles - Versiones disponibles

Model		Dryer				
	Lt	Y/N	l/min	V/Hz	mm	Kg
RSX 15	-	N	-	-	994X672X827	254
RSX 15/300	300	N	-	-	1631X700X1353	325
RSX 15/500	500	N	-	-	2038X700X1446	349
RSXD 15	-	Y	2300	230/50-60	1252X672X827	290
RSXD 15/300	300	Y	2300	230/50-60	1631X700X1353	365
RSXD 15/500	500	Y	2300	230/50-60	2038X700X1446	390

() FOTO PRODOTTO - PRODUCT PICTURE - PHOTOS DU PRODUIT - FOTOS DEL PRODUCTO**

