



ES



EN

# EXTRACTOR CON BARRA DE IMPACTO DE 2 Y 3 PATAS SLIDE HAMMER PULLER 2/3 LEGS

## Contenido / Contents

Descripción <i>Description</i>	Extractor de 2/3 patas <i>2/3 jaws puller</i>
	Barra de impacto o puente. <i>Slide hammer or push pullers</i>
	Juego completo <i>Complete set</i>

4702



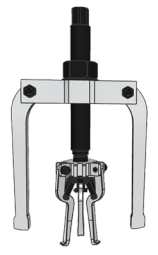
4702

4390



4522

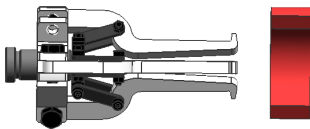
4702C



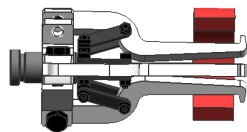
4702P

## Instrucciones / Instructions

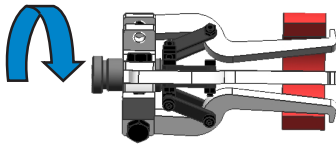
### Interior / Internal




Introduzca el extractor en la pieza  
*Place the puller in/around the piece*



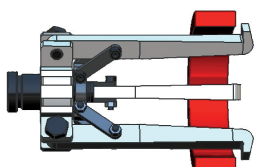
Gire el husillo hasta ajustar las patas  
*Turn the spindle in order to adjust legs*



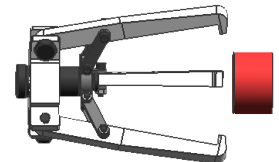
Monte la barra de impacto  
*Mount the hammer+bar*



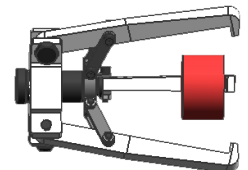
Golpee con la barra hasta extraer  
*Hammer out the piece*



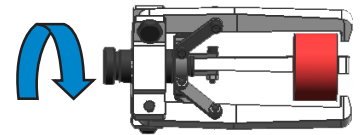
### Exterior / External




Introduzca el extractor en la pieza  
*Place the puller in/around the piece*



Gire el husillo hasta ajustar las patas  
*Turn the spindle in order to adjust legs*



Monte la barra de impacto  
*Mount the hammer+bar*



Golpee con la barra hasta extraer  
*Hammer out the piece*



En interiores de diametro >60mm es mejor trabajar con la pata de exteriores invertida. / In interiors with a diameter >60mm it is better to work with the outside jaw inverted.