



## **MONTADOR DE RODAMIENTOS DE BOLAS 4900** ***BALL BEARING MOUNTING SET 4900***

---



### Manual de instrucciones *Manual instructions*



ES

---

MI4900  
Rev. 2 - 10.10.2022

Contacto: [ventas@forza.es](mailto:ventas@forza.es) / [www.forza.es](http://www.forza.es)



EN

## Contenido / Content

De gran utilidad para montar rodamientos.

Los 33 anillos de aluminio son de gran utilidad para montar y desmontar casquillos, poleas, etc.

*Highly useful for mounting bearings.*

*The 33 aluminium rings are used for mounting and dismounting pullers, sheels,...*

El juego se compone de:

490015 Martillo antirebote.

49001 Tubo montador de Ø25.

49002 Tubo montador de Ø38.

49003 Tubo montador de Ø60.

33 anillos de aluminio para montar rodamientos de eje de 10mm. a eje de 50mm.

De Ø exterior de 26 a 110mm.

*The set contains:*

*490015 Anti-rebound hammer.*










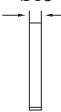
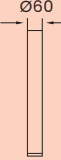

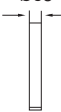
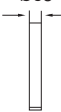
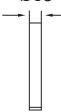
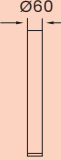
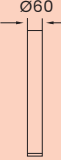
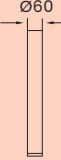
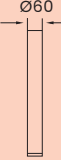
*49001 Mounting tube Ø25.*

*49002 Mounting tube Ø38.*

*49003 Mounting tube Ø60.*

*33 aluminium rings for mounting bearings of axis diameter from 10mm to 50mm.*

*External Ø from 26 to 110mm.*

		Serie															
Ø1	ØE	6000-6200 6300-6400	7200B 7300B	1200-2200 1300-2300	3200 3300	21300 22200 22300	UN-NJ-N 20	30200 30300 31300	32200 32300								
	10	26	6000-16100	7208	129 1200-2200	3200											
	10	30	6300														
	10	35	6300														
		12	28	6001-16101	7201B 7301B	1201-2201						3201					
		12	32	6201													
		12	37	6301													
			15	32	6002-16002	7202B 7302B						1202-2202 2302	3202 3302	202	30202 30302		
			15	35	6202												
			15	42	6302												
				17	35	6003-16003						7203B 7303B	1203-2203 1303-2303	3203 3303	203 303	30203 30303	32203 32303
				17	40	6203											
				17	47	6303											
				20	42	6004-16004	7204B 7304B	1204-2204 1304-2304	3204 3304	21304	204 304	32004 30204 30304-31304	32304				
				20	47	6204											
				20	52	6304											
				25	47	6055-16005	7205B 7305B	1205-2205 1305-2305	3205 3305	22205 21305	1005 205 305	32005 30205 30305-31305	32205-33205 32305				
				25	52	6205											
				25	62	6305-6404											
				30	55	6006-16006	7206B 7306B	1206-2206 1306-2306	3206 3306	22206 21306	1006 206 306	32006 30206 30306-31306	32206-33206 32306				
				30	62	6206											
				30	72	6306-6405											
				35	62	6007-16007	7207B 7307B	1207-2207 1307-2307	3207 3307	22207 21307	1007 207 307	32007 30207 30307-31307	32207-33207 32307				
				35	72	6207											
				35	80	6307-6406											
				40	68	6008-16008	7208B 7308B	1208-2208 1308-2308	3208 3308	22208 23208	1008 208 308	32008 30208-33108 30308-31308	32208-33208 32308				
				40	80	6208											
				40	90	6308-6407											
				45	75	6009-16009	7209B 7309B	1209-2209 1309-2309	3209 3309	22209 23209	1009 209 309	32009-33009 33109-30209 30309-31309	32309				
				45	85	6209											
				45	100	6309-6408											
				50	80	6010-16010	7210B 7310B	1210-2210 1310-2310	3210 3310	22210 23210	1010 210 310	32010-33010 33110-30210 30310-31310	32210-33210 32310				
				50	90	6210											
				50	100	6310-6409											

## Instrucciones / Instructions

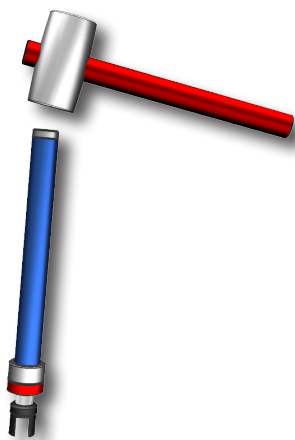
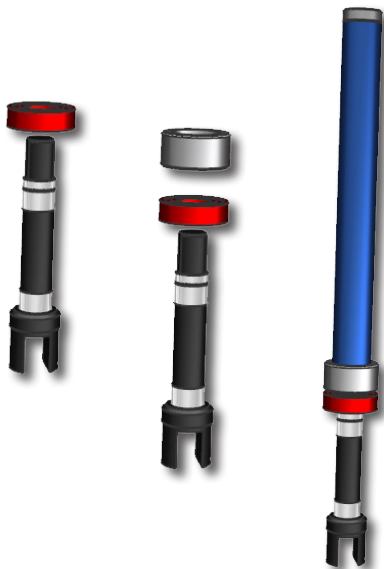


1- Mantenga las normas de higiene y seguridad en el trabajo. / *Keep the standards of hygiene and safety at work.*

2- Utilice los elementos de protección individual obligatorios. / *Always wear suitable personal protective equipment.*

1.- Elegir el anillo de aluminio que corresponde al rodamiento según la tabla adjunta. / *Choose the aluminum ring that corresponds to the bearing according to the attached table.*

2.- Montar el tubo correspondiente. / *Assemble the corresponding tube.*



3.- Golpear con el martillo de goma para introducir el rodamiento. / *Hit with the rubber hammer to insert the bearing.*

En interiores se trabaja igual. / *Indoors it works the same.*



S.L. de Herramientas Especiales Forza  
San Miguel de Acha, 24  
010110 Vitoria-Gasteiz (España)  
Tlf.: 945 24 97 16